

CREDIT OPINION

19 June 2026

Update

Send Your Feedback

RATINGS

Nederlandse Waterschapsbank N.V.

Domicile	The Hague, Netherlands
Long Term CRR	Aaa
Type	LT Counterparty Risk Rating - Fgn Curr
Outlook	Not Assigned
Long Term Debt	Aaa
Type	Senior Unsecured - Fgn Curr
Outlook	Stable
Long Term Deposit	Aaa
Type	LT Bank Deposits - Fgn Curr
Outlook	Stable

Please see the [ratings section](#) at the end of this report for more information. The ratings and outlook shown reflect information as of the publication date.

Contacts

Roland Auquier +33.1.5330.3341
VP-Senior Analyst
roland.auquier@moodys.com

Yana Ruvinskaya +33.1.5330.3393
Lead Ratings Associate
yana.ruvinskaya@moodys.com

Olivier Panis +33.1.5330.5987
Associate Managing Director
olivier.panis@moodys.com

CLIENT SERVICES

Americas	1-212-553-1653
Asia Pacific	852-3551-3077
Japan	81-3-5408-4100

Nederlandse Waterschapsbank N.V.

Update following ratings affirmation

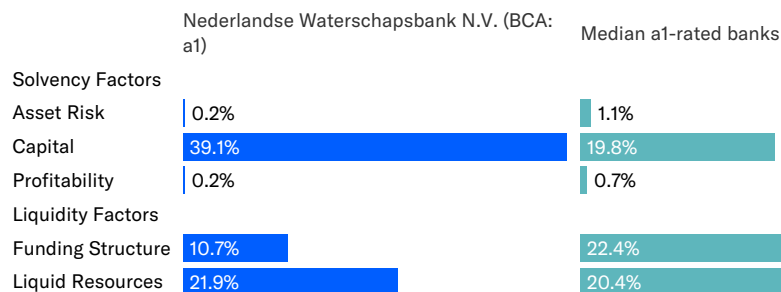
Summary

[Nederlandse Waterschapsbank N.V.](#)'s (NWB Bank) Baseline Credit Assessment (BCA) of a1 reflects the bank's (1) role as the second-largest lender to the Dutch public sector; (2) entrenched franchise in a niche market which results in exceptional stability in its fundamentals; (3) very high asset quality because its portfolio mostly comprises loans to Dutch public entities; (4) high capitalisation, although associated with a high leverage; and (5) stable funding profile and strong liquidity position

NWB Bank's Aaa deposit and senior unsecured ratings reflect (1) the bank's a1 BCA; (2) the application of our Advanced Loss Given Failure (LGF) analysis, resulting in a three and two-notch uplift from the bank's Adjusted BCA for deposits and senior unsecured debt, respectively (3) one and two-notch government support uplift for deposit and senior unsecured ratings, reflecting a very high support probability from the [Government of the Netherlands](#) (Aaa stable) because of the bank's public ownership and its role as one of the main providers of financing to the Dutch public sector.

Exhibit 1

Rating Scorecard - Key financial ratios



Source: Moody's Ratings

Credit strengths

- » Major lender to the Dutch public sector and fully owned by Dutch public entities
- » Entrenched franchise in a niche market, conducive to very low risk appetite
- » High-quality assets, with most of the lending being risk weighted at 0%
- » Stable funding profile and sound liquidity position
- » Large volume of senior debt, resulting in deposit and senior unsecured debt ratings benefitting respectively from an extremely and very low loss given failure, respectively
- » Very high probability of government support

Credit challenges

- » Large single-borrower concentrations given the bank's public policy mandate
- » Low, profitability commensurate with the bank's public policy role and its very low risk profile
- » Small mismatches between assets and liabilities, mitigated by diversified funding and eligibility of loans for central bank financing

Outlook

The stable outlook on NWB Bank's long-term deposit, issuer and senior unsecured debt ratings reflects the bank's stable financial metrics and its established franchise backed by a public policy mandate in the Netherlands, with a track record of stable market shares.

Factors that could lead to an upgrade

Upward pressure on NWB Bank's BCA could result from a lower reliance on wholesale funding, although this is unlikely, given the bank's business model. An upgrade of NWB Bank's BCA would not trigger any upgrade of the bank's deposit and senior unsecured ratings, which are already at Aaa.

Factors that could lead to a downgrade

Downward pressure on NWB Bank's BCA could result from a significant deterioration in the creditworthiness of the Dutch public sector, a significant deterioration in its solvency (for example from an increase in its non 0% risk-weighted assets), or a significant increase in its funding gaps. A downgrade of the BCA could result in a downgrade of all the ratings. NWB Bank's ratings would also be downgraded if the ratings of the Government of the Netherlands were downgraded.

This publication does not announce a credit rating action. For any credit ratings referenced in this publication, please see the issuer/deal page on <https://ratings.moody's.com> for the most updated credit rating action information and rating history.

Key indicators

Exhibit 2

Nederlandse Waterschapsbank N.V. (Unconsolidated Financials) [1]

	12-25 ²	12-24 ²	12-23 ²	12-22 ²	12-21 ²	CAGR/Avg. ³
Total Assets (EUR Million)	68,458.0	74,266.0	71,618.0	68,275.0	87,385.0	(5.9) ⁴
Total Assets (USD Million)	80,400.7	76,902.2	79,113.2	72,866.3	99,016.5	(5.1) ⁴
Tangible Common Equity (EUR Million)	2,144.0	2,083.0	2,050.0	1,986.6	1,895.5	3.1 ⁴
Tangible Common Equity (USD Million)	2,518.0	2,156.9	2,264.5	2,120.2	2,147.8	4.1 ⁴
Problem Loans / Gross Loans (%)	0.2	0.1	0.2	0.0	0.0	0.1 ⁵
Tangible Common Equity / Risk Weighted Assets (%)	39.1	37.5	44.0	41.5	40.8	40.6 ⁶
Problem Loans / (Tangible Common Equity + Loan Loss Reserve) (%)	4.1	4.0	4.1	0.3	0.1	2.5 ⁵
Net Interest Margin (%)	0.3	0.3	0.4	0.4	0.3	0.3 ⁵
PPI / Average RWA (%)	2.9	2.6	3.6	4.1	4.5	3.5 ⁶
Net Income / Tangible Assets (%)	0.2	0.1	0.2	0.2	0.1	0.2 ⁵
Cost / Income Ratio (%)	34.7	37.1	29.0	26.8	27.3	31.0 ⁵
Gross Loans / Due to Customers (%)	892.2	824.6	780.6	752.2	1115.1	872.9 ⁵
Core Banking Liquidity (HQLA) / Tangible Banking Assets (%)	--	21.9	31.8	--	--	--
Less-stable Funds (LCR) / Tangible Banking Assets (%)	--	10.7	10.4	8.7	6.2	--

[1] All figures and ratios are adjusted using Moody's standard adjustments. [2] Basel III - fully loaded or transitional phase-in; LOCAL GAAP. [3] May include rounding differences because of the scale of reported amounts. [4] Compound annual growth rate (%) based on the periods for the latest accounting regime. [5] Simple average of periods for the latest accounting regime. [6] Simple average of Basel III periods.

Further to the publication of our revised methodology in November 2025, only ratios from annual 2024 onwards included in this report apply reported risk weights for all exposures, discontinuing our previously applied standard adjustment for certain government securities.

Sources: Moody's Ratings and company filings

Profile

NWB Bank is a Dutch¹ credit institution that provides loans to water authorities (waterschappen) as well as to municipalities, provincial authorities and other public-sector entities in the Netherlands, including government-guaranteed social housing, healthcare, educational institutions and institutions in the field of sustainability. The bank does not provide any services to individuals or to companies not related to or not guaranteed by the public sector.

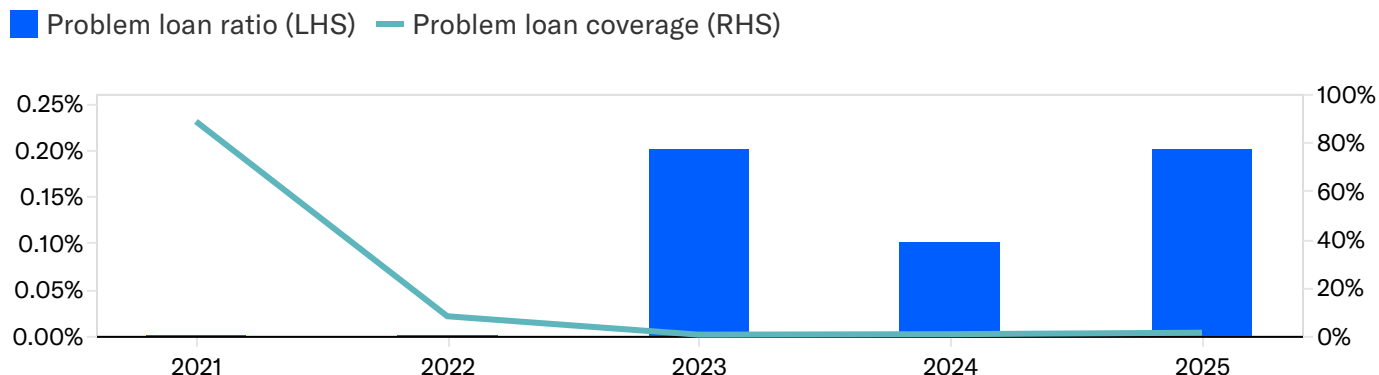
NWB Bank was founded in 1954 and is based in The Hague. The bank is owned by the Dutch water authorities (81%), the Dutch state (17%) and provinces (2%).

Detailed credit considerations

High asset quality is reflected in most of its assets being zero-risk-weighted

We assign an aa1 asset risk score that reflects our Problem loans to Gross Loans ratio of 0.2%, which we consider to be Very Strong, evidencing the very high intrinsic quality of NWB Bank's loan book and the outstanding government guarantee on most of it.

Exhibit 3
Asset risk



Source: Moody's Ratings

The bank lends exclusively to the Dutch public sector and has never recorded a credit loss on its loan book. Its problem loan ratio was 0.15% as of year-end 2025 (with all non-performing exposures being government guaranteed hence having no expected credit loss), yet historically close to nil. NWB Bank's public policy mandate translates into relatively large single-borrower concentrations in the lending portfolio. However, this concentration risk is largely mitigated by the fact that the bank's lending relates to borrowers benefitting from a direct or indirect guarantee from the Dutch government (the promotional bank ratio was above 93% of total exposures as of year-end 2025). These exposures entail no regulatory capital charges (as a chartered bank, NWB Bank is subject to all banking regulations) and include Dutch municipal and provincial authorities, water authorities, social housing associations and the healthcare sector. The bank also provides export financing under the central government's export credit guarantee.

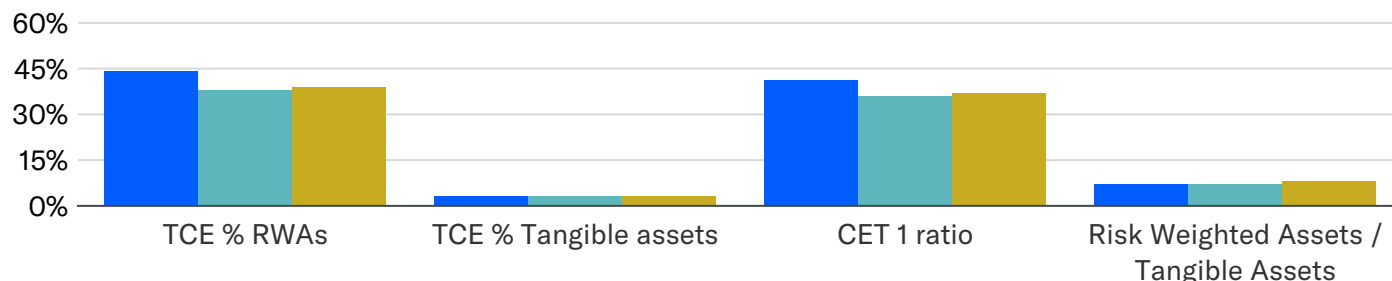
A very small portion of the lending portfolio (7% of the bank's loan book) does not benefit from any direct government support and, hence, is subject to capital charges. These exposures mainly include lending to government-owned drinking water companies, government-sponsored renewable energy projects and public-private partnerships (PPPs). NWB Bank purports to confine this PPP financing business to infrastructure and accommodation projects in the Netherlands on behalf of the Dutch central or local governments. While PPP and renewable energy project financing implies higher risk for the bank, these businesses will not significantly alter its creditworthiness and its overall risk profile because the total volume and the size of single exposures will remain limited, as stated by NWB Bank.

Strong capital position in view of low-risk lending activity

We assign an a1 score for capital that reflects our Tangible Common Equity (TCE)² to Risk Weighted Assets score of 39%, which we consider to be Very Strong, and is adjusted due to high nominal leverage.

Exhibit 4
Capital

■ 2023 ■ 2024 ■ 2025



Source: Moody's Ratings

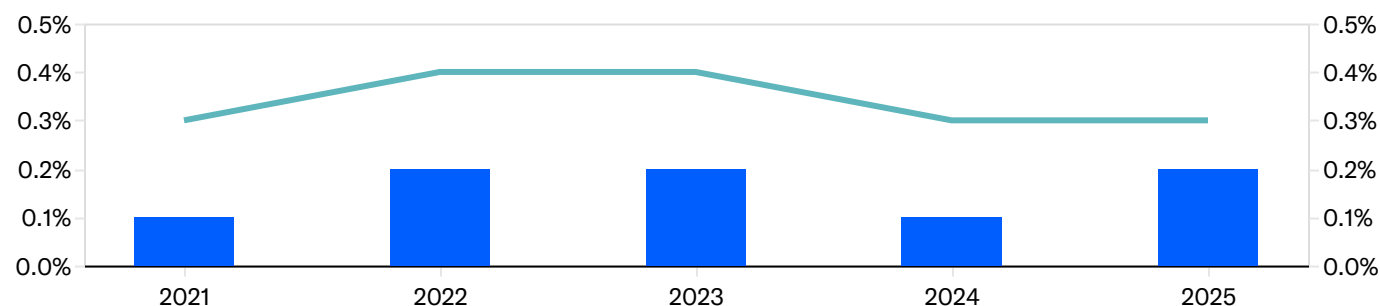
NWB Bank's capitalisation is strong in relation to its low-risk assets. The bank's Common Equity Tier 1 (CET1) ratio was very strong at 36.8% as of year-end 2025 (from 35.7% as of YE 2024) and Tier 1 ratio of 43.0% as of year-end 2025 compared with the total capital regulatory requirement of 14.71% for 2025³. The high risk-weighted capitalisation is due to the fact that a large proportion of the bank's lending is zero risk-weighted. RWAs represented only 8% of assets at year-end 2025 but we expect RWAs to slightly increase in the coming years as the bank is conducting more risk-weighted lending. NWB Bank's leverage ratio was 39.2% as of year-end 2025. Unadjusted for the promotional assets,⁴ the leverage ratio would be 3.5% at the same date versus the average of 5% for Dutch peers.

Profitability is low and commensurate with the bank's specific mandate and low risk profile

We assign a b1 Profitability score, which reflects our Net Income to Tangible Assets ratio of 0.2%, which we consider to be Weak, although commensurate with the bank's mandate and risk profile. Our view of NWB's profitability reflects our expectation that the bank's business model and market position will continue to offer flexibility in managing its margins, thereby supporting stable profitability, which will nonetheless be constrained by increasing operating expenses driven by wage inflation and investments in IT systems.

Exhibit 5
Profitability

■ Net income % Tangible assets (LHS) — NIM (RHS)



Source: Moody's Ratings

NWB Bank's profitability is low because it provides, in accordance with its mandate and mission, cost-effective funding to the Dutch public sector. As a bank owned by the Dutch public sector, NWB Bank does not have a profit-maximising objective. The net income generated by the bank over the last four years ranged between 0.13% and 0.20% of tangible assets (0.16% in 2025), which is

commensurate with its low risk profile. Operating with a relatively small staff (172 employees as of YE 2025), NWB Bank's efficiency is sound (cost-to-income ratio was 35% in 2025).

Funding profile is stable and liquidity position is good

Our assigned combined liquidity score of a3 reflects the stable and diversified funding profile of the bank, with long maturities of wholesale funding, and a strong standing in the capital markets of such promotional banks, together with its comfortable liquidity buffer and its material drawing capacity.

We assign an a3 score for funding structure that reflects our Less Stable Funds to Tangible Banking Assets ratio⁵ of 23.6% as of YE 2024, which we consider to be Moderate. Similar to most peers in Europe, NWB Bank is entirely wholesale funded. The bank issues debt in multiple currencies and markets, subscribed by a wide array of investors. This funding strategy is prudent and similar to that of most other European promotional lenders. The European Commission's decision to include bonds issued by promotional banks (banks where lending to the public sector represents more than 90% of total loans) within level 1 category assets (the highest quality of high-quality liquid assets) is also favorable for NWB Bank. It has further enhanced financial institutions' appetite for the bank's securities.

However NWB Bank's asset and liability management entails some maturity mismatches. Around 40% of outstanding funding has maturities between one and five years (albeit with a higher share of funding of more than ten years compared to the other promotional banks), whereas a greater proportion of assets have maturities above five years. In addition to liquidity risk, these maturity mismatches could have negative implications for NWB Bank's interest margins, if for instance the bank's spreads would rise significantly for a prolonged period and imply an increase in the refinancing costs of outstanding loans. However, refinancing risks on the outstanding loan portfolio are currently very limited.

We assign an a3 score for liquid resources that reflects our Core Banking Liquidity to Tangible Banking Assets ratio of 21.87%, which we consider to be Moderate. Liquidity risk is managed through a liquidity buffer consisting of highly liquid assets and cash (€9.5 billion as of year-end 2025), as well as an immediate drawing capacity on the ECB, collateralised by public-sector loans already pledged by NWB Bank at the Dutch central bank (€15.1 billion as of YE 2025). The bulk of the bank's loan book is eligible as collateral for central bank funding. As of year-end 2025, NWB Bank's liquidity coverage ratio (LCR) was 235% and its net stable funding ratio (NSFR) was 148%.

Positive adjustment to the BCA for strategy, risk appetite and governance

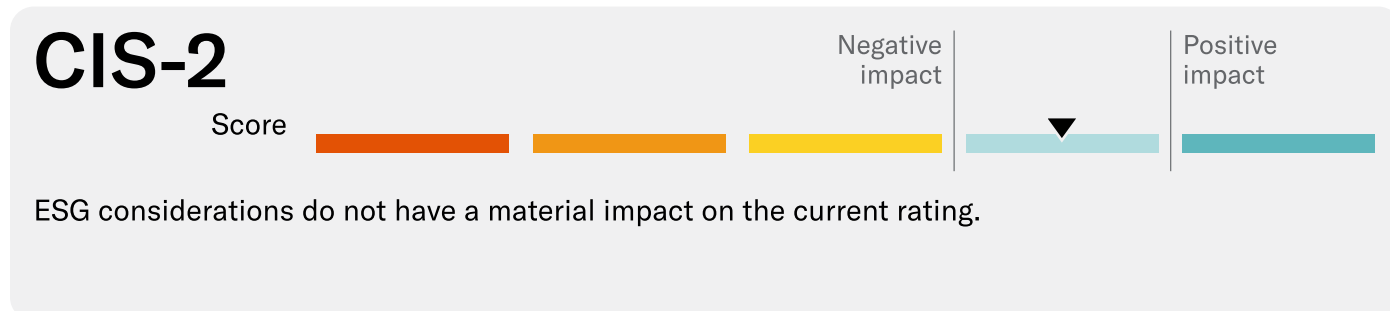
The government's involvement in NWB Bank is substantial. As per the institution's Articles of Association, only the State of the Netherlands and other legal entities governed by public law may hold the bank's shares. As a bank established with an explicit public policy mandate, NWB Bank benefits from an entrenched franchise in a niche market. We view NWBs financial strategy as conservative which, together with strong risk management practices result in exceptional stability in terms of asset quality, capital and profitability, supporting the bank's ongoing operating performance and resulting in a very low risk profile. NWB has a proven track record of very low risk appetite in its lending and investment activities, which has resulted in minimum credit losses over multiple decades. We apply a positive qualitative adjustment of one notch in our scorecard to reflect this feature.

ESG considerations

Nederlandse Waterschapsbank N.V.'s ESG credit impact score is CIS-2

Exhibit 6

ESG credit impact score



Source: Moody's Ratings

Nederlandse Waterschapsbank N.V.'s (NWB Bank) faces low ESG risks, reflecting the limited credit impact of environmental and social factors on the rating to date, and low governance risks.

Exhibit 7

ESG issuer profile scores



Source: Moody's Ratings

Environmental

NWB Bank faces moderate exposure to environmental risks. Given its role as lender to the public sector, NWB Bank's exposure to environmental risks is closely aligned to that of the Dutch sovereign, which primarily stems from its exposure to physical climate risks, and in particular to rising sea levels.

Social

NWB Bank faces moderate social risks in relation to regulatory and litigation risks, which require the bank to meet strong compliance standards. The exposure to customer relation risks is however below the industry average, as the bank has no exposures to private companies and no retail activity with individuals.

Governance

NWB Bank faces low governance risks. The bank's risk management policies and procedures are in line with the industry's best practices. NWB Bank has a proven track record of very low risk appetite in its lending and investment activities, which has resulted in minimum credit losses. NWB Bank's simple legal structure reflects its domestic franchise as a public sector lender. Ownership is concentrated within the Dutch public sector, with water authorities owning 81%, the Dutch State 17% and provinces 2%. However, the large presence of independent administrators, the alignment between the bank's public policy role and the interest of the controlling shareholders as well as the domestic developed institutional framework mitigate associated governance risks.

ESG Issuer Profile Scores and Credit Impact Scores for the rated entity/transaction are available on Moody's.com. In order to view the latest scores, please click [here](#) to go to the landing page for the entity/transaction on MDC and view the ESG Scores section.

Support and structural considerations

Loss Given Failure analysis

Despite its ownership and public mandate, NWB Bank falls in the scope of the EU Bank Resolution and Recovery Directive, which we consider an operational resolution regime. Nonetheless, the Single Resolution Board (SRB) announced that simplified obligations apply to NWB Bank and that the preferred resolution strategy was liquidation as per the normal insolvency law rather than bail-in. Thus, we apply our advanced Loss Given Failure (LGF) analysis, using our standard assumptions. Our Advanced LGF analysis reflects that full depositor preference over senior debt creditors will be implemented in the EU by early 2028.

Our LGF analysis indicates an extremely low and very low loss given failure for the bank's deposits and senior unsecured debt, leading to a three and two-notch uplift to the bank's Adjusted BCA.

Government support considerations

Despite the limitations on government support embedded in the Bank Resolution and Recovery Directive, the scope of which includes NWB Bank, we expect a very high probability of government support for the bank's deposits and senior unsecured debt, resulting in one and two notches of uplift for junior deposits and senior unsecured debt, respectively. Because of the bank's ownership and public policy mandate, the probability of support is considerably greater than that for purely commercial banks.

The very high support assumptions include the support that would come from (1) the Dutch public sector (including the central government) acting as the shareholder of the bank, and (2) the government stepping in to address systemic risk.

Methodology and scorecard

About Moody's Bank Scorecard

Our Bank Scorecard is designed to capture, express and explain in summary form our Rating Committee's judgment. When read in conjunction with our research, a fulsome presentation of our judgment is expressed. As a result, the output of our scorecard may materially differ from that suggested by unadjusted accounting data alone (though it has been calibrated to avoid the frequent need for strong divergence). The scorecard output and the individual scores are discussed in rating committees and may be adjusted up or down to reflect conditions specific to each rated entity.

Rating methodology and scorecard factors

Exhibit 8

Rating Factors

Macro Factors							
Weighted Macro Profile	Strong +	100%					
Factor	Historic Ratio	Initial Score	Expected Trend	Assigned Score	Key driver #1	Key driver #2	
Solvency							
Asset Risk							
Problem Loans / Gross Loans	0.2%	aa1	↔	aa1			
Capital							
Tangible Common Equity / Risk Weighted Assets (Basel III - fully loaded)	39.1%	aa1	↔	a1	Nominal leverage		
Profitability							
Net Income / Tangible Assets	0.2%	b1	↔	b1			
Combined Solvency Score		a1		a2			
Liquidity							
Funding Structure							
Less-stable Funds / Tangible Banking Assets	-	-	-	a3			
Liquid Resources							
Core Banking Liquidity / Tangible Banking Assets	-	-	-	a3			
Combined Liquidity Score		a1		a3			
Financial Profile		a1		a2			
Qualitative Adjustments				Adjustment			
Business and Geographic Diversification				0			
Complexity and Opacity				0			
Strategy, Risk Appetite and Governance				1			
Total Qualitative Adjustments				1			
Sovereign or Affiliate constraint				Aaa			
BCA Scorecard-indicated Outcome - Range				aa3 - a2			
Assigned BCA				a1			
Affiliate Support notching				0			
Adjusted BCA				a1			
Balance Sheet							
		in-scope (EUR Million)		% in-scope		at-failure (EUR Million)	% at-failure
Other liabilities		-2,651		-3.9%		-1,948	-2.8%
Deposits		6,883		10.1%		6,181	9.0%
Preferred deposits		5,094		7.4%		4,839	7.1%
Junior deposits		1,790		2.6%		1,342	2.0%
Senior unsecured bank debt		61,838		90.3%		61,838	90.3%
Preference shares (bank)		321		0.5%		321	0.5%
Equity		2,053		3.0%		2,053	3.0%
Total Tangible Banking Assets		68,445		100.0%		68,445	100.0%

Debt Class	De Jure waterfall		De Facto waterfall		Notching		LGF Notching Guidance vs. Adjusted BCA	Assigned LGF notching	Additional Notching	Preliminary Rating Assessment
	Instrument volume + subordination	Sub-ordination	Instrument volume + subordination	Sub-ordination	De Jure	De Facto				
Counterparty Risk Rating	95.8%	95.8%	95.8%	95.8%	3	3	3	3	0	aa1
Counterparty Risk Assessment	95.8%	95.8%	95.8%	95.8%	3	3	3	3	0	aa1 (cr)
Deposits	95.8%	3.5%	95.8%	93.8%	2	3	3	3	0	aa1
Senior unsecured bank debt	95.8%	3.5%	93.8%	3.5%	2	2	2	2	0	aa2

Instrument Class	Loss Given Failure notching	Additional notching	Preliminary Rating Assessment	Government Support notching	Local Currency Rating	Foreign Currency Rating
Counterparty Risk Assessment	3	0	aa1 (cr)	1	Aaa(cr)	
Deposits	3	0	aa1	1		Aaa
Senior unsecured bank debt	2	0	aa2	2	Aaa	Aaa

[1] Where dashes are shown for a particular factor (or sub-factor), the score is based on non-public information.

Source: Moody's Ratings

Ratings

Exhibit 9

Category	Moody's Rating
NEDERLANDSE WATERSCHAPSBANK N.V.	
Outlook	Stable
Counterparty Risk Rating	Aaa/P-1
Bank Deposits	Aaa/P-1
Baseline Credit Assessment	a1
Adjusted Baseline Credit Assessment	a1
Counterparty Risk Assessment	Aaa(cr)/P-1(cr)
Issuer Rating	Aaa
Senior Unsecured	Aaa
Commercial Paper	P-1
Other Short Term	(P)P-1

Source: Moody's Ratings

Endnotes

1 The Netherlands - Banking System Profile

2 As of year-end 2024. Our preferred measure of capital for reasons of global comparability. Tangible common equity (TCE) = (Common shares + retained earnings and related reserves + treasury stock + foreign currency translation) minus (Goodwill and other Intangible Assets) minus (Deferred Tax Assets) plus (Impact of Cap on Deferred Tax Assets).

3 The prudential requirement includes a 8% Pillar 1 requirement, a 2.25% Pillar 2 requirement, a 2.5% capital conservation buffer, and a 1.96% countercyclical buffer.

4 I.e. if the bank's promotional assets remained included in the denominator of the ratio

5 The numerator, less-stable funds, comprises short-term borrowings and at-risk deposits.

© 2026 Moody's Corporation, Moody's Investors Service, Inc., Moody's Analytics, Inc. and/or their licensors and affiliates (collectively, "MOODY'S"). All rights reserved. CREDIT RATINGS ISSUED BY MOODY'S CREDIT RATINGS AFFILIATES ARE THEIR CURRENT OPINIONS OF THE RELATIVE FUTURE CREDIT RISK OF ENTITIES, CREDIT COMMITMENTS, OR DEBT OR DEBT-LIKE SECURITIES, AND MATERIALS, PRODUCTS, SERVICES AND INFORMATION PUBLISHED OR OTHERWISE MADE AVAILABLE BY MOODY'S (COLLECTIVELY, "MATERIALS") MAY INCLUDE SUCH CURRENT OPINIONS. MOODY'S DEFINES CREDIT RISK AS THE RISK THAT AN ENTITY MAY NOT MEET ITS CONTRACTUAL FINANCIAL OBLIGATIONS AS THEY COME DUE AND ANY ESTIMATED FINANCIAL LOSS IN THE EVENT OF DEFAULT OR IMPAIRMENT. SEE APPLICABLE MOODY'S RATING SYMBOLS AND DEFINITIONS PUBLICATION FOR INFORMATION ON THE TYPES OF CONTRACTUAL FINANCIAL OBLIGATIONS ADDRESSED BY MOODY'S CREDIT RATINGS. CREDIT RATINGS DO NOT ADDRESS ANY OTHER RISK, INCLUDING BUT NOT LIMITED TO: LIQUIDITY RISK, MARKET VALUE RISK, OR PRICE VOLATILITY. CREDIT RATINGS, NON-CREDIT ASSESSMENTS ("ASSESSMENTS"), AND OTHER OPINIONS INCLUDED IN MOODY'S MATERIALS ARE NOT STATEMENTS OF CURRENT OR HISTORICAL FACT. MOODY'S MATERIALS MAY ALSO INCLUDE QUANTITATIVE MODEL-BASED ESTIMATES OF CREDIT RISK AND RELATED OPINIONS OR COMMENTARY PUBLISHED BY MOODY'S ANALYTICS, INC. AND/OR ITS AFFILIATES. MOODY'S CREDIT RATINGS, ASSESSMENTS, OTHER OPINIONS AND MATERIALS DO NOT CONSTITUTE OR PROVIDE LEGAL, COMPLIANCE, INVESTMENT, FINANCIAL OR OTHER PROFESSIONAL ADVICE, AND MOODY'S CREDIT RATINGS, ASSESSMENTS, OTHER OPINIONS AND MATERIALS ARE NOT AND DO NOT PROVIDE RECOMMENDATIONS TO PURCHASE, SELL, OR HOLD PARTICULAR SECURITIES. MOODY'S CREDIT RATINGS, ASSESSMENTS, OTHER OPINIONS AND MATERIALS DO NOT COMMENT ON THE SUITABILITY OF AN INVESTMENT FOR ANY PARTICULAR INVESTOR. MOODY'S ISSUES ITS CREDIT RATINGS, ASSESSMENTS AND OTHER OPINIONS AND PUBLISHES OR OTHERWISE MAKES AVAILABLE ITS MATERIALS WITH THE EXPECTATION AND UNDERSTANDING THAT EACH INVESTOR WILL, WITH DUE CARE, MAKE ITS OWN STUDY AND EVALUATION OF EACH SECURITY THAT IS UNDER CONSIDERATION FOR PURCHASE, HOLDING, OR SALE.

MOODY'S CREDIT RATINGS, ASSESSMENTS, OTHER OPINIONS, AND MATERIALS ARE NOT INTENDED FOR USE BY RETAIL INVESTORS AND IT WOULD BE RECKLESS AND INAPPROPRIATE FOR RETAIL INVESTORS TO USE MOODY'S CREDIT RATINGS, ASSESSMENTS, OTHER OPINIONS OR MATERIALS WHEN MAKING AN INVESTMENT DECISION. IF IN DOUBT YOU SHOULD CONTACT YOUR FINANCIAL OR OTHER PROFESSIONAL ADVISER.

ALL INFORMATION CONTAINED HEREIN IS PROTECTED BY LAW, INCLUDING BUT NOT LIMITED TO, COPYRIGHT LAW, AND NONE OF SUCH INFORMATION MAY BE COPIED OR OTHERWISE REPRODUCED, REPACKAGED, FURTHER TRANSMITTED, TRANSFERRED, DISSEMINATED, REDISTRIBUTED OR RESOLD, OR STORED FOR SUBSEQUENT USE FOR ANY SUCH PURPOSE, IN WHOLE OR IN PART, IN ANY FORM OR MANNER OR BY ANY MEANS WHATSOEVER, BY ANY PERSON WITHOUT MOODY'S PRIOR WRITTEN CONSENT. FOR CLARITY, NO INFORMATION CONTAINED HEREIN MAY BE USED TO DEVELOP, IMPROVE, TRAIN OR RETRAIN ANY SOFTWARE PROGRAM OR DATABASE, INCLUDING, BUT NOT LIMITED TO, FOR ANY ARTIFICIAL INTELLIGENCE, MACHINE LEARNING OR NATURAL LANGUAGE PROCESSING SOFTWARE, ALGORITHM, METHODOLOGY AND/OR MODEL.

MOODY'S CREDIT RATINGS, ASSESSMENTS, OTHER OPINIONS AND MATERIALS ARE NOT INTENDED FOR USE BY ANY PERSON AS A BENCHMARK AS THAT TERM IS DEFINED FOR REGULATORY PURPOSES AND MUST NOT BE USED IN ANY WAY THAT COULD RESULT IN THEM BEING CONSIDERED A BENCHMARK.

All information contained herein is obtained by MOODY'S from sources believed by it to be accurate and reliable. Because of the possibility of human or mechanical error as well as other factors, however, all information contained herein is provided "AS IS" without warranty of any kind. MOODY'S adopts all necessary measures so that the information it uses in assigning a credit rating or assessment is of sufficient quality and from sources MOODY'S considers to be reliable including, when appropriate, independent third-party sources. However, MOODY'S is not an auditor and cannot in every instance independently verify or validate information received in the credit rating or assessment process or in preparing its Materials.

To the extent permitted by law, MOODY'S and its directors, officers, employees, agents, representatives, licensors and suppliers disclaim liability to any person or entity for any indirect, special, consequential, or incidental losses or damages whatsoever arising from or in connection with the information contained herein or the use of or inability to use any such information, even if MOODY'S or any of its directors, officers, employees, agents, representatives, licensors or suppliers is advised in advance of the possibility of such losses or damages, including but not limited to: (a) any loss of present or prospective profits or (b) any loss or damage arising where the relevant financial instrument is not the subject of a particular credit rating or assessment assigned by MOODY'S.

To the extent permitted by law, MOODY'S and its directors, officers, employees, agents, representatives, licensors and suppliers disclaim liability for any direct or compensatory losses or damages caused to any person or entity, including but not limited to by any negligence (but excluding fraud, willful misconduct or any other type of liability that, for the avoidance of doubt, by law cannot be excluded) on the part of, or any contingency within or beyond the control of, MOODY'S or any of its directors, officers, employees, agents, representatives, licensors or suppliers, arising from or in connection with the information contained herein or the use of or inability to use any such information.

NO WARRANTY, EXPRESS OR IMPLIED, AS TO THE ACCURACY, TIMELINESS, COMPLETENESS, MERCHANTABILITY OR FITNESS FOR ANY PARTICULAR PURPOSE OF ANY CREDIT RATING, ASSESSMENT, OTHER OPINION OR INFORMATION IS GIVEN OR MADE BY MOODY'S IN ANY FORM OR MANNER WHATSOEVER.

Moody's Investors Service, Inc., a wholly-owned credit rating agency subsidiary of Moody's Corporation ("MCO"), hereby discloses that most issuers of debt securities (including corporate and municipal bonds, debentures, notes and commercial paper) and preferred stock rated by Moody's Investors Service, Inc. have, prior to assignment of any credit rating, agreed to pay Moody's Investors Service, Inc. for credit ratings opinions and services rendered by it. MCO and all MCO entities that issue ratings under the "Moody's Ratings" brand name ("Moody's Ratings"), also maintain policies and procedures to address the independence of Moody's Ratings' credit ratings and credit rating processes. Information regarding certain affiliations that may exist between directors of MCO and rated entities, and between entities who hold credit ratings from Moody's Investors Service, Inc. and have also publicly reported to the SEC an ownership interest in MCO of more than 5%, is posted annually at ir.moody.com under the heading "Investor Relations — Corporate Governance — Charter and Governance Documents - Director and Shareholder Affiliation Policy."

Moody's SF Japan K.K., Moody's Local AR Agente de Calificación de Riesgo S.A., Moody's Local BR Agência de Classificação de Risco LTDA, Moody's Local MX S.A. de C.V., I.C.V., Moody's Local PE Clasificadora de Riesgo S.A., Moody's Local PA Clasificadora de Riesgo S.A., Moody's Local CR Clasificadora de Riesgo S.A., Moody's Local ES S.A. de CV Clasificadora de Riesgo, Moody's Local RD Sociedad Clasificadora de Riesgo S.R.L. and Moody's Local GT S.A. (collectively, the "Moody's Non-NRSRO CRAs") are all indirectly wholly-owned credit rating agency subsidiaries of MCO. None of the Moody's Non-NRSRO CRAs is a Nationally Recognized Statistical Rating Organization.

Additional terms for Australia only: Any publication into Australia of this document is pursuant to the Australian Financial Services License of MOODY'S affiliate, Moody's Investors Service Pty Limited ABN 61 003 399 657 AFSL 336969 and/or Moody's Analytics Australia Pty Ltd ABN 94 105 136 972 AFSL 383569 (as applicable). This document is intended to be provided only to "wholesale clients" within the meaning of section 761G of the Corporations Act 2001. By continuing to access this document from within Australia, you represent to MOODY'S that you are, or are accessing the document as a representative of, a "wholesale client" and that neither you nor the entity you represent will directly or indirectly disseminate this document or its contents to "retail clients" within the meaning of section 761G of the Corporations Act 2001. MOODY'S credit rating is an opinion as to the creditworthiness of a debt obligation of the issuer, not on the equity securities of the issuer or any form of security that is available to retail investors.

Additional terms for India only: Moody's credit ratings, Assessments, other opinions and Materials are not intended to be and shall not be relied upon or used by any users located in India in relation to securities listed or proposed to be listed on Indian stock exchanges.

Additional terms with respect to Second Party Opinions and Net Zero Assessments (as defined in Moody's Ratings Rating Symbols and Definitions): Please note that neither a Second Party Opinion ("SPO") nor a Net Zero Assessment ("NZA") is a "credit rating". The issuance of SPOs and NZAs is not a regulated activity in many jurisdictions, including Singapore. EU: In the European Union, each of Moody's Deutschland GmbH and Moody's France SAS provide services as an external reviewer in accordance with the applicable requirements of the EU Green Bond Regulation. JAPAN: In Japan, development and provision of SPOs and NZAs fall under the category of "Ancillary Businesses", not "Credit Rating Business", and are not subject to the regulations applicable to "Credit Rating Business" under the Financial Instruments and Exchange Act of Japan and its relevant regulation. PRC: Any SPO: (1) does not constitute a PRC Green Bond Assessment as defined under any relevant PRC laws or regulations; (2) cannot be included in any registration statement, offering circular, prospectus or any other documents submitted to the PRC regulatory authorities or otherwise used to satisfy any PRC regulatory disclosure requirement; and (3) cannot be used

within the PRC for any regulatory purpose or for any other purpose which is not permitted under relevant PRC laws or regulations. For the purposes of this disclaimer, "PRC" refers to the mainland of the People's Republic of China, excluding Hong Kong, Macau and Taiwan.

REPORT NUMBER 1480848

CLIENT SERVICES

Americas	1-212-553-1653
Asia Pacific	852-3551-3077
Japan	81-3-5408-4100
EMEA	44-20-7772-5454